



[www.schildr.global](http://www.schildr.global)



**GRANDE**

## LIFT & SLIDE DOORS

Minimum Obstruction, Maximum Transparency with easily sliding glass panels of up to 650 lbs

Thermal break Aluminum profile

High Insulation



## BIFOLD DOORS

Folding and Sliding Wall system for Maximum Openness

Thermal break Aluminum profile

High Insulation



## SLIDE DOOR WD240

Floor to Ceiling Sliding Glass Wall Panels with Highest Functionality

High Insulation

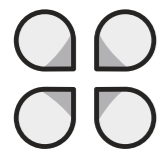


## GUILLOTINE COMPACT

Motorized Vertical Sliding Sash Windows, Operable with a Touch of Button

Thermal break Aluminum profile

High Insulation



All Seasons



Resists bad weather



Fire retardant



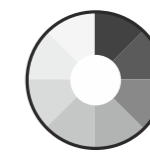
Partial blackout



Dimmable LED lights



Remote controlled

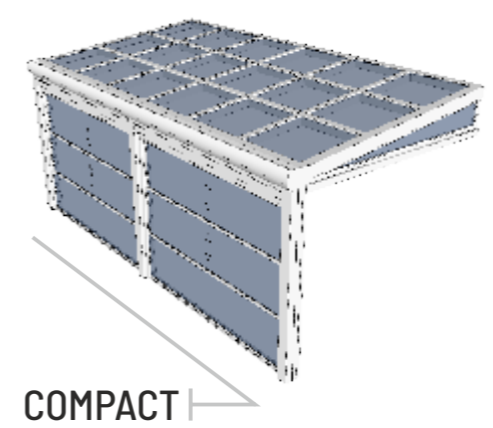


Custom finishes

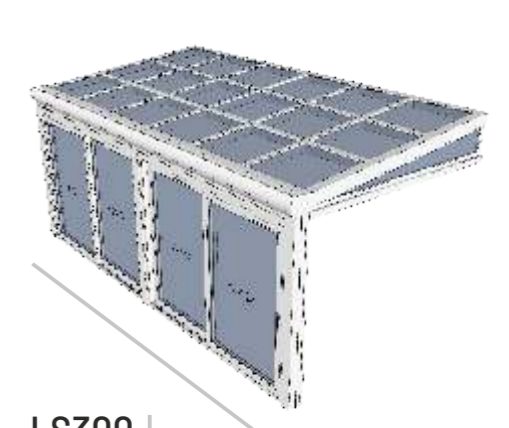


Built to last

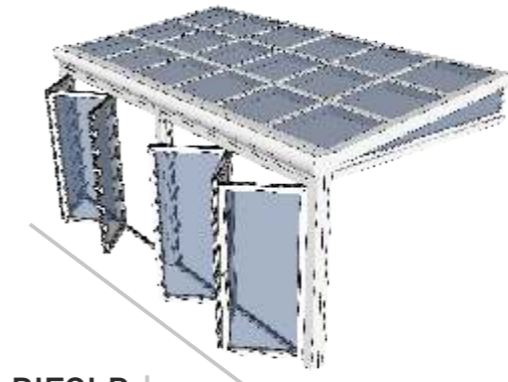
Four seasons are habitable with Schildr Glass Enclosures. Heavy Duty Aluminum profiles are resistant to extreme climatic conditions and mold and rust proof.



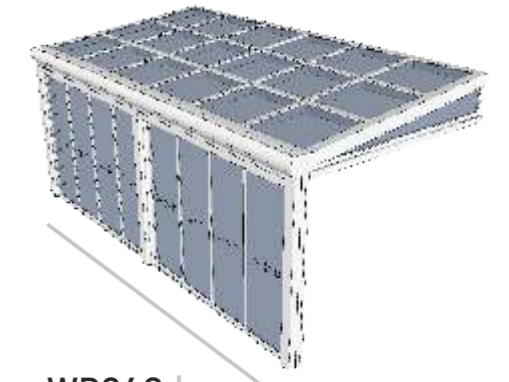
COMPACT



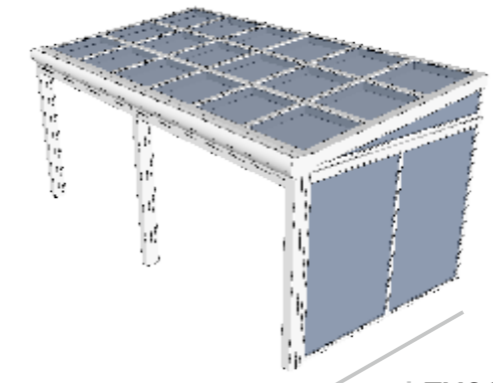
LS300



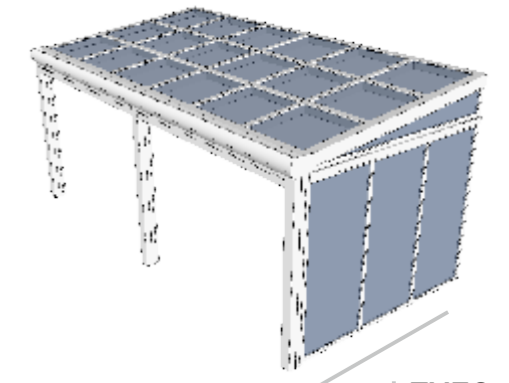
BIFOLD



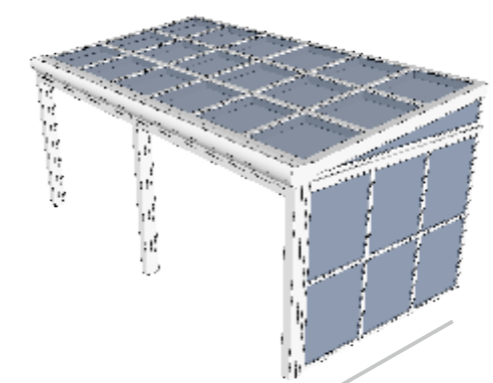
WD240



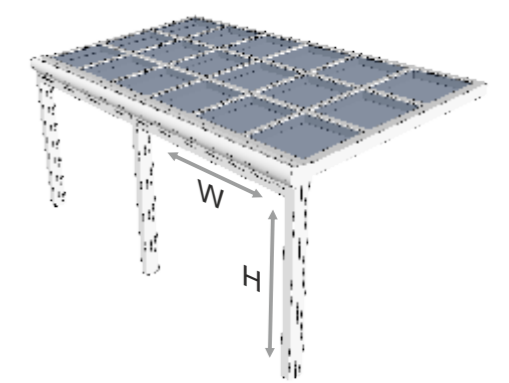
FX20



FX30



FX60



# GRANDE

Expand your living space and create another room for your restaurant or home where you can see the beauty of every season through the glass roof of your Sunroom. GRANDE is a watertight and airtight system which provide comfort all year round.

**Benefits:**

- Clarity through glass Roof
- Easy hose down Cleaning
- Built-in gutters
- Aesthetically pleasing

**Custom Dimensions without additional steel Constuction\*:**

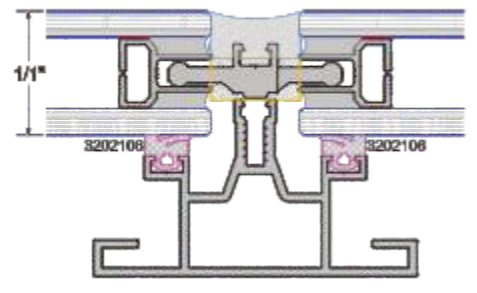
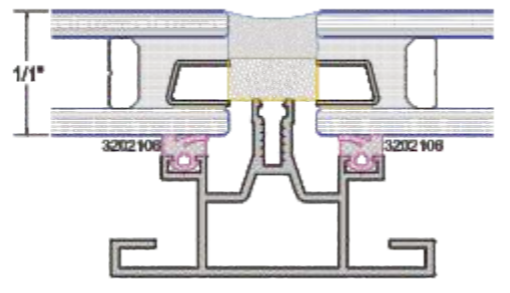
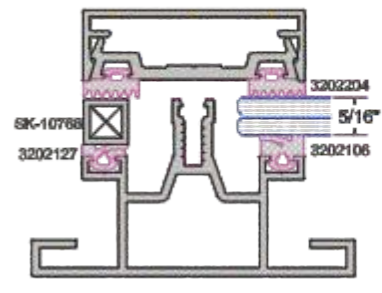
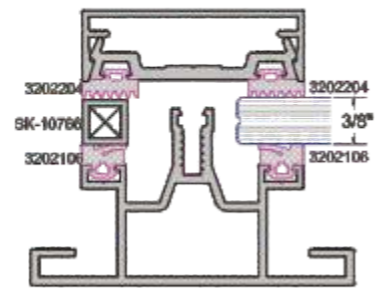
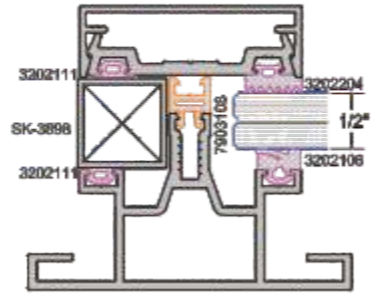
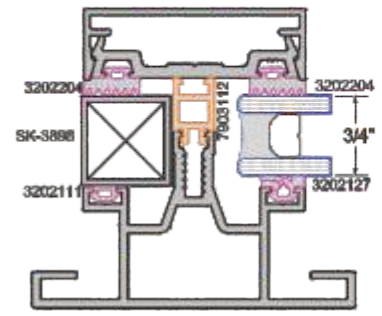
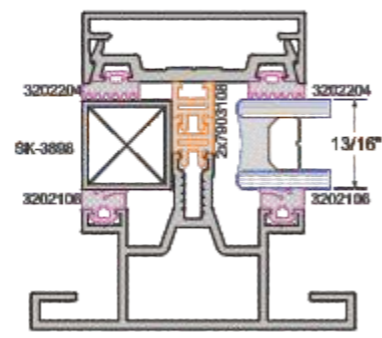
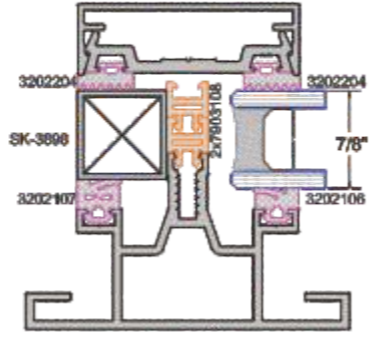
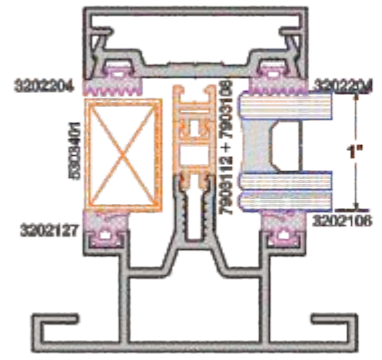
- Width - no limit
- Projection - up to 16' for glass roof
- Projection - up to 17' Polycarbonate roof
- \* attached to existing wall

**Available glazing options based on the project requirements:**

- Tempered single layer glass
- Laminated glass
- Insulated tempered glass panels
- Multi-wall Polycarbonate

**APPLICATION**

Sunroom, Wintergarden,  
Decks, Patios, Rooftop



**Daylight Properties (EN 410)**

**Daylight Transmittance: 80%**

**Daylight Reflectance Outdoor: 15%**

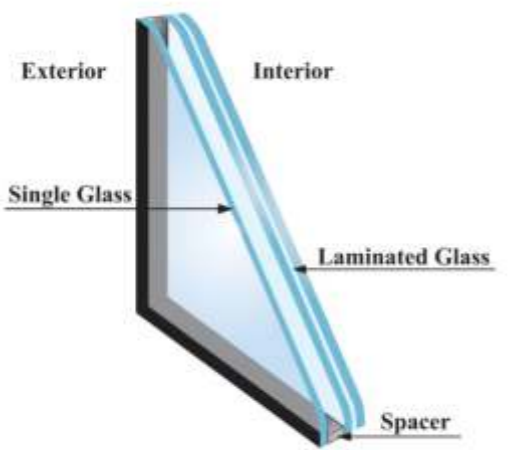
**Daylight Reflectance Indoor: 14%**

**Thermal Conductivity (EN 673)**

**U Value W/(m<sup>2</sup>K): 2,8**

**Sound Insulation Value (EN 12758)**

**Rw C; Ctr) dB: 38 (-1; -5)**



**ALL GLASSES ARE TEMPERED**



**GRANDE / WHITE**

Standard frame color /RAL 9003  
textured (pulver) white



**GRANDE / ANTHRACITE**

Standard frame color /RAL 7016  
textured (pulver) gray anthracite



**GRANDE / CATALOG COLOR**

Wood finish and other ral colors  
available upon special request

